

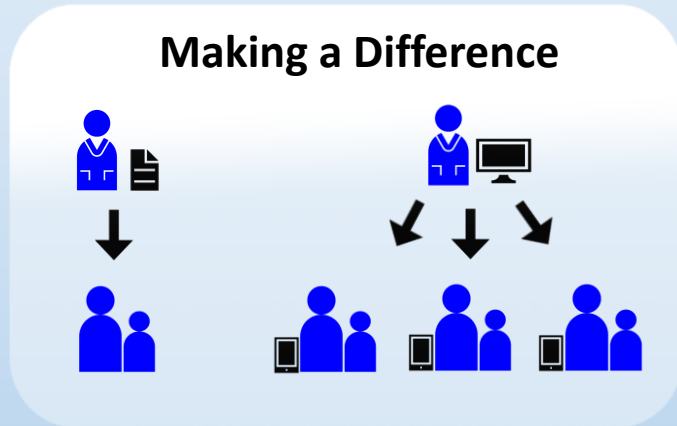


Easy, Effective, Community-Wide Screening Solutions

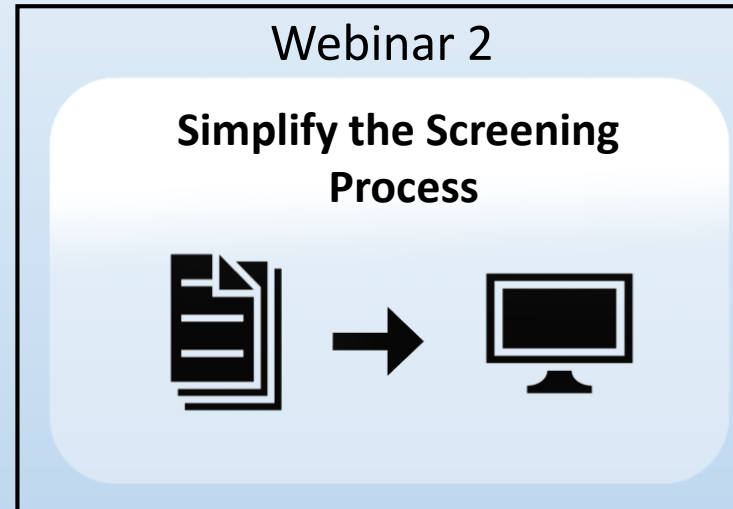
Webinar #2 - Simplify the Screening Process

Easy and Effective Community-Wide Screening Programs

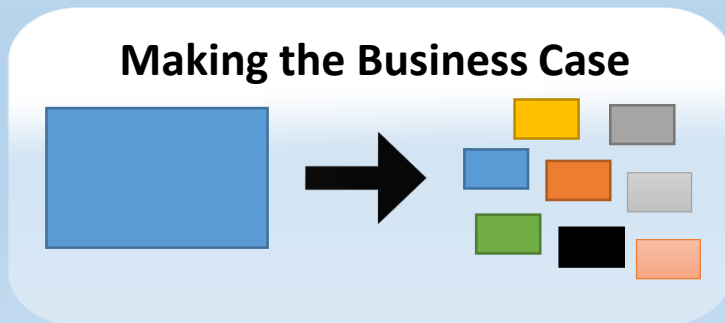
Webinar 1



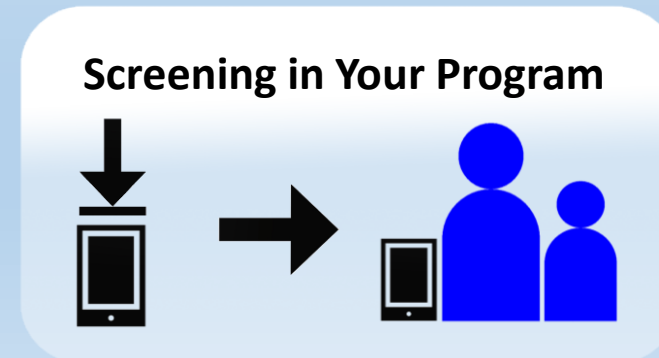
Webinar 2



Webinar 3



Webinar 4



Make It Easy To Implement and Maintain

- Leverage Automation



- Social Media and Online Marketing Techniques

- Go electronic
- Make connections
 - Share screening results
 - Coordinating Care
 - Data transparency
- Distribute the workload
- Build a Community Network

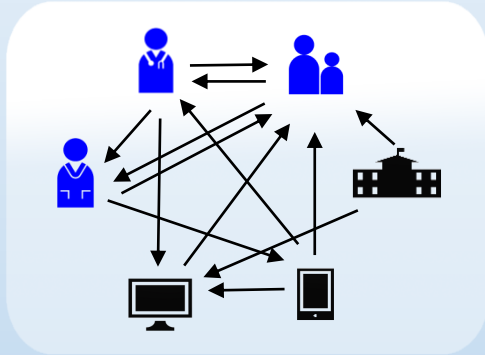
Go Electronic

Have clients do
the data entry



- Logic initiates the right combination of measures
- Reach clients - home, agency or smartphone
- Replace hand scorings with computer calculations
- Route results where they are needed
- Seamless integration with EMRs
- Coordinate care sharing results, flags and referrals
- Aggregate information with a few more clicks
- Use email campaigns to drive screening

Make Connections



Build a network

- Use apps and portals
- Manage accounts and permissions

- Connect
 - Agencies and clinics
 - Profiles using portals and personal apps
 - Programs and community resources
- Share
 - Screening results
 - Flag and referral information
 - Aggregate data

Distribute the Work Load

Separate functions

- Screening
- Care Coordination
- Data reporting

Implement what makes sense

- Completely centralized, everything is done in a single portal site (state or county)
- Completely distributed, each site does own screening, care coordination and data reporting
- Typically a combination works best to meet everyone's needs

Leverage Automation



Simplify Screening

- Client self-report
- Automate process
- Seamless integration

Minimize staff involvement

- Compute the needed screening measures
- Text or email links – schedule, notify and remind
- Administer screenings (any device)
- Compute results (error-free)
- Move data where needed – EMR, PHI, data warehouse, HIE
- A fully integrated implementation can perform screening without staff involvement


Screening Rules of Engagement

Flags and referrals

- Screening sites
- Care Coordination sites

- Screening site is responsible for its generated flags
- Public portal and Personal apps profiles must be connected to a Care Coordination site that manages generated flags
- Flags can be shared (ECE and PCMH for example)
- Referral source is responsible for closing the referral if destination does not accept or abandons

Data Reporting



Aggregate data for
program participants

- Data connections require MOU
- Shared data is de-identified and aggregated
- Aggregate data:
 - Performance monitoring
 - Program marketing
 - Grant writing
 - Highly effective system management



Build a Community Network

Implementation

- Download and connect
- Start small and build out

Sites doing screening

- Perform screening administration (portal or tablet)
- Make connections to share information as needed

Sites doing care coordination

- Review results with client
- Follow up and make referrals as indicated
- Includes services provider sites to exchange information

Sites doing data reporting

- Generate aggregate reports as needed
- Distribute reports and follow up with Technical Assistance as needed

State of Minnesota Case Study

MN Race to the Top Challenge

- County Public Health
- Schools
- Medical Clinics

MN Follow Along Program

- Replacing postage mail with email
- Follow along program generates email with a link to administration in a portal
- Results automatically route back into Follow Along Program
- Public health nurse follows up just like postage mail

Create sustainability

Webinar 3

Making the Business Case

